



GE Power

ENERGY STORAGE SOLUTIONS



OVERVIEW

| | ENERGY RSU-4000 | MID-POWER | HIGH-POWER |
|--|-----------------|-----------|------------|
| Nameplate Energy Capacity (KWh.dc, usable) . . . | 4184 | 3700 | 2500 |
| Individual Battery Racks | 20 | 54 | 40 |
| Max Power - Factory Installed (KW.dc) | 1200 | 960 | 720 |
| Max DC Current - Factory Installed (A) | 1600 | 1280 | 960 |

KEY FEATURES

| | | | |
|---|---|---------------------------------|---------------|
| Battery Management System | GE Blade Protection Unit (BPU) | Battery Supplier | " |
| Compatible Inverters | GE RIU-2750MV | " | " |
| Inverter Connections | One | 1 or 2 | 1-3 |
| Solar DC Coupling | Yes (DC:AC Ratio <2.8) | — | — |
| Integrated PV Combiner | Optional | — | — |
| String Level Lockable Disconnect | Module & Rack Level | — | — |
| Augmentation Options for Lifecycle Management | Yes | — | — |
| DC Bus Control | DC-IQ Intelligent Bus | Inverter Controlled | " |
| Battery LifeCycle Management | Digital Twin Life Optimization (Optional) | " | " |
| Unit Validation | Factory Built and Tested | Project Commissioning | " |
| Design life (years) | 25 | 20 | " |

BATTERY INFORMATION

| | | | |
|----------------------------------|----------------------------|---------------------|---------------|
| Battery Chemistry | Lithium-Ion, NCM | " | " |
| Battery Module Designs | Energy | Mid-Power | 12 |
| Continuous C-Rate | <C/3 | <1C | <2C |
| Pulse C-Rate | <C/3 | <1.5C | <3C |
| I Voltage Class (V) | 1500V | 1000V | " |
| Nominal DC Voltage (V) | 1300V | 814V | " |
| Minimum DC Voltage (V) | 770V | 612V | " |

MECHANICAL INFORMATION

| | | | |
|---------------------------------------|---|-----------------------------------|-------------|
| Package Format | 20' ISO w/Exterior Acces | 40' ISO w/Ext. Access | " |
| Dimensions (mm) (L X W X H) | 6058 x 2438 x 2890 mm | 12,200 x 2438 x 2890 mm | " |
| Fully Integrated HVAC | Dual Self-Contained High Efficiency Units | " | " |
| Hot Climate Upgrade | +30% Cooling Capacity | " | " |
| Cold Climate Upgrade | + Electric Heating Package | " | " |
| Fire Suppression - Aerosol | Optional | " | " |
| Installation | Pad/Pier | " | " |
| Cable Entry | Bottom | Top | " |
| Weatherization | NEMA 3R, IP 54 | " | " |

DESIGN CONDITIONS

| | | | |
|--|--|-----------------|-------------|
| Min Operating Temperature (C)t | -40°C | -25°C | " |
| Max Operating Temperature (C) | 50°C (55°C w/ hot climate upgrade) | " | " |
| Max Altitude (m) | 2000 | " | " |
| Max Relative Humidity (%) | 95%, non-condensing | " | " |
| Seismic Zone | UBC Zone-4 | " | " |
| Audible Noise | <60 db at 3m | " | " |

CERTIFICATIONS & COMPLIANCE

| | | | |
|--------------------------|--|-------------|-------------|
| Certifications | UN38.3, UL 1973, UL 508C, CE | " | " |
| Compliance | UL1642, NFPA 70E | " | " |

Designed and engineering in USA & manufactured in Germany. GE reserves the right to make changes to specifications of products described at any time without notice and without obligation to notify any person of such changes. Copyright 2018, General Electric Company. All Rights Reserved. GEA-33123-(E) English 180802.

AC Parameters

RIU-2750MV

| | |
|--|------------------------|
| Nominal Power (kWac, @45C) | 2500 KW |
| Maximum Power (kVA, at 45C) | 2750 kVA |
| Rated AC Operating Voltage(Vac) | 550 V (10-35 kV) |
| Maximum Reactive Power (kVA, at 45C) | 2500 kVA |
| AC Operating Voltage Range (%) | +/- 10% |
| Grid Frequency +/-5% (Hz) | 50/60 Hz |
| Power Factor Range | -1.0 to 1.0 |

DC PARAMETERS

| | |
|---------------------------|-------------------|
| DC Input Range(Vdc) | 800 - 1500V |
| Max DC Current (A) | 3500A |
| BPU Coordination | Yes |

OPERATIONAL PARAMETERS

| | |
|---------------------------------|------------------|
| Max Efficiency | 98.80% |
| CEC Efficiency | 98.50% |
| Power consumption at stop | 400 W |
| Max Power consumption | 4.8 kW |
| Audible Noise | <70 dB@ 1M |

PHYSICAL PARAMETERS

| | |
|---------------------------------------|-----------------------------|
| Dimensions (mm) (L X W X H) | 6058 x 2438 x 2890 mm |
| Weight (kg) | 15,700 kg |
| Ambient Temperature Range (C) | -30°C to 50°C (60C*) |
| Elevation (m) | <2000m (Nominal) |
| Weatherization | IP 54, NEMA 3R |
| Cable Entry | Bottom |

COMMUNICATIONS

| | |
|-------------------------|------------------------|
| External Standard | RS-485, Ethernet |
| Response Time | <100 mSec |

EQUIPMENT

| | |
|--|-----------------|
| Ground Fault Monitoring | 2 - Level |
| AC Circuit Breaker | Lockable |
| DC Loaded Switch | Fused |
| Integrated LV Auxiliary Power Supply | Yes |

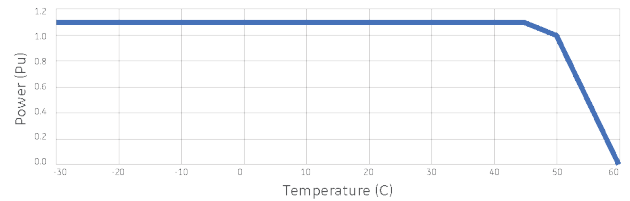
FEATURES

| | |
|--|-----------|
| Anti-islanding | Yes |
| Reactive Power Compensation | Yes |
| Low Voltage Ride Through (LVRT) | Yes |
| High Voltage Ride through (HVRT) | Yes |
| Frequency Ride Through | Yes |

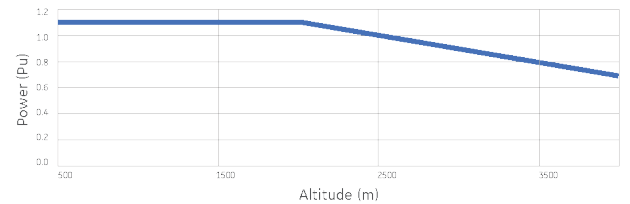
CERTIFICATIONS & COMPLIANCE

| | |
|----------------------|----------------------------------|
| Certifications | UL 1741, IEC 62109 |
| Compliance | SA/Rule 21, IEEE 1547 |
| | PRC-024, AS3000, IEC 62477 |

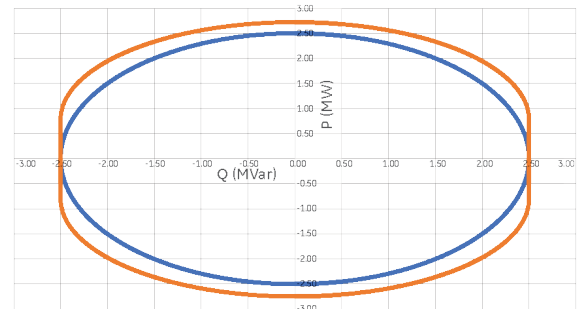
TEMPERATURE RATING



ALTITUDE RATING



NOMINAL CAPABILITY CURVE





OVERVIEW

Table with 4 columns: OVERVIEW, ENERGY, MID-POWER, HIGH-POWER. Rows include Typical Project Size (MW), Typical Project Size (MWh), Minimum Duration, Grid Connection Voltage (kV), Grid Frequency + / - 5Hz (Hz), Power Factor Range, Solution Design life (years), Delivery Scope Options, Service Options Planned and Unplanned, Typical Project Footprint (m2/MW).

TYPICAL USE CASE

Table with 4 columns: Generation, Transmission, Distribution, Hybrid - Solar, Hybrid - Wind, Hybrid - Thermal, Industrial. Rows include Capacity, Shifting, Ancillary Services, Grid Support, Ancillary Services, Peak Management Ancillary Services, Peak Management, Resiliency, Renewable Integration, Dispatchable, Shifting, Firming, Grid Code, Improve Operations, Reliability, Peak Mgmt, Local Renewables.

CONFIGURATION INFORMATION

Table with 4 columns: Compatible Storage Units, Solar DC Coupling, Integrated PV Combiner, Plant Control, Software Options, Compatible Inverters, Fully Integrated HVAC, Fire Suppression, Enhanced Resiliency Options. Rows include GE RSU-4000 Series, GE MPSU-3600 Series, GE HPSU-2500 Series, Yes - W/PV Optimizers, Optional, GE Reservoir Control Unit, Optional Reservoir Digital Suite, GE RIU-2750MV, Self-Contained High Efficiency Units, Optional - Aerosol, Blackstart, Island Mode, Back-UP Power.

BATTERY INFORMATION

Table with 4 columns: Compatible Storage Units, Augmentation Options for Lifecycle Management, Cell Type, Module Design, Voltage Class, Battery Install, Battery Management System. Rows include GE RSU-4000 Series, GE MPSU-3600 Series, GE HPSU-2500 Series, Yes, Lithium-Ion, Energy, Mid-Power, High Power, 1500V, 1000V, 1000V, Factory, Site, GE Blade Protection Unit (BPU), Battery Supplier.

DESIGN CONDITIONS

Table with 4 columns: Min Ambient Temperature (C), Max Ambient Temperature (C), Maximum Altitude (m), Maximum Relative Humidity (%), Seismic Zone, Audible Noise. Rows include -40°C, 50°C (55°C w/ hot climate upgrade), 2000, 95%, non-condensing, UBC Zone-4, <60 dB at 3M.

CERTIFICATIONS & COMPLIANCE

Table with 4 columns: Certifications, Compliance. Rows include UL 1973, UL1741, UL 508C, CE, UL 9450, NFPA 70E, NEC.



GE Power

EA-STORAGE UNITS

OVERVIEW

| | RSU-4000/20 | RSU-4000/16 | RSU-4000/12 |
|---|-------------|-------------|-------------|
| Nameplate Energy Capacity (KWh.dc, usable) | 4184 | 3347.2 | 2510.4 |
| Individual Battery Blades - Factory Installed | 20 of 20 | 16 of 20 | 12 of 20 |
| Maximum Power - Factory Installed (KW.dc) | 1200 | 960 | 720 |
| Maximum DC Current - Factory Installed (A) | 1600 | 1280 | 960 |
| Available Augmentation Capacity (% BOL) | 0% | 25% | 67% |
| Available Augmentation Capacity (kWh.dc) | — | 836.8 | 1673.6 |

KEY FEATURES

| | | | |
|---|---|---|---|
| Battery Management System | GE Blade Protection Unit (BPU) | " | " |
| Compatible Inverters | GE RIU-2750MV | " | " |
| Remote Management | Reservoir Suite | " | " |
| Solar DC Coupling | Yes (DC:AC Ratio <2.8) | " | " |
| Integrated PV Combiner | Yes" | " | " |
| Integrated Lockable Disconnect | Module & Rack Level | " | " |
| Augmentation Options for Lifecycle Management | Yes | " | " |
| DC Bus Control | DC-IQ Intelligent Bus | " | " |
| Battery LifeCycle Management | Digital Twin Life Optimization (Optional) | " | " |
| Unit Validation | Factory Built & Tested | " | " |
| Design life (years) | 25 | " | " |

BATTERY INFORMATION

| | | | |
|------------------------|------------------|---|---|
| Battery Chemistry | Lithium-Ion, NCM | " | " |
| Battery Module Design | Energy | " | " |
| Continuous C-Rate | <C/3 | " | " |
| Pulse C-Rate | <C/3 | " | " |
| Voltage Class | 1500V | " | " |
| Nominal DC Voltage (V) | 1300 | " | " |
| Minimum DC Voltage (V) | 770 | " | " |

MECHANICAL INFORMATION

| | | | |
|-----------------------------|---|---|---|
| Package Format | 20' ISO w/Exterior Acces | " | " |
| Dimensions (mm) (L X W X H) | 6058 x 2438 x 2890 mm | " | " |
| Weight (kg) 37k 31k 25k | | | |
| Fully Integrated HVAC | Dual Self-Contained 3 Ton Units (High Efficiency 10. EER) | " | " |
| - Hot Climate Upgrade | +33% Cooling Capacity | " | " |
| - Cold Climate Upgrade | + Electric Heating Package | " | " |
| Fire Suppression - Aerosol | Optional | " | " |
| Installation | Pad/Pier | " | " |
| Cable Entry | Bottom | " | " |
| Weatherization | NEMA 3R, IP54 | " | " |

DESIGN CONDITIONS

| | | | |
|-------------------------------|------------------------------------|---|---|
| Min Operating Temperature (C) | -40°C | " | " |
| Max operating Temperature (C) | 50°C (55°C w/ hot climate upgrade) | " | " |
| Maximum Altitude (m) | 2000 | " | " |
| Maximum Relative Humidity (%) | 95%, non-condensing | " | " |
| Seismic Zone | UBC Zone-4 | " | " |
| Audible Noise | <60 dB at 3M | " | " |

CERTIFICATIONS & COMPLIANCE

| | | | |
|----------------|---|---|---|
| Certifications | UN38.3, UL 1973, UL 508C, CE | " | " |
| Compliance | UL1642, UNDOT 38.3, IEC 62477-1, NFPA 70E, IEC 50110, ASTM4169, IEEE 605, IEEE C37.32 | | |

Designed and engineering in USA & manufactured in Germany. GE reserves the right to make changes to specifications of products described at any time without notice and without obligation to notify any person of such changes. Copyright 2018, General Electric Company. All Rights Reserved. GEA-33121-(E) English 180801.